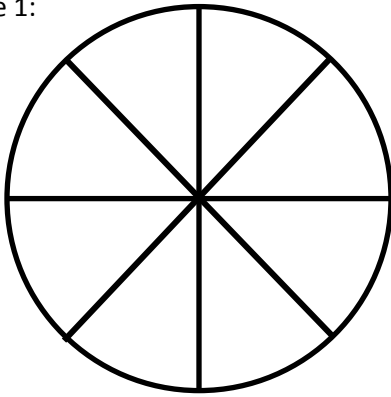


Piece of Cake Math

Instructions:

1. Choose two colors. For color 1, I choose _____. For color 2, I choose _____.
2. Roll a die. Write the number below.
3. Take away that many pieces from your cake. Color in the pieces taken away with color 1.
4. How many pieces do you have left? Color in the pieces left with color 2 and write the number below.

Cake 1:

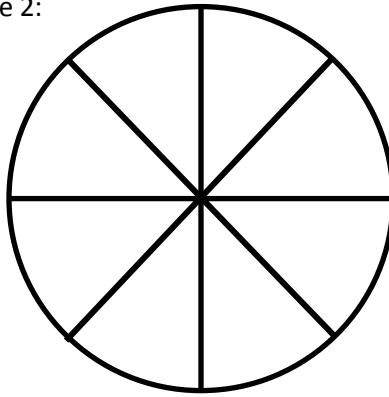


Total pieces of cake: 8

Number rolled: _____

Pieces left: _____

Cake 2:

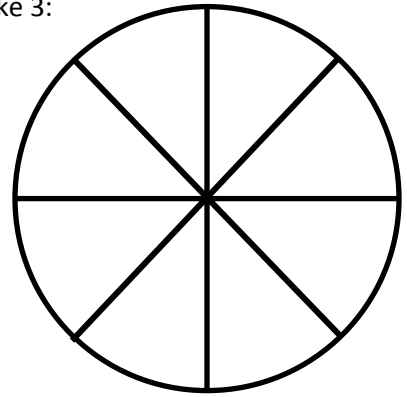


Total pieces of cake: 8

Number rolled: _____

Pieces left: _____

Cake 3:

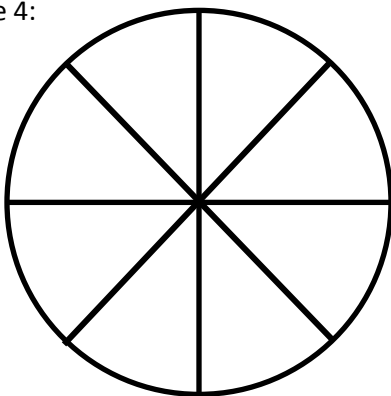


Total pieces of cake: 8

Number rolled: _____

Pieces left: _____

Cake 4:

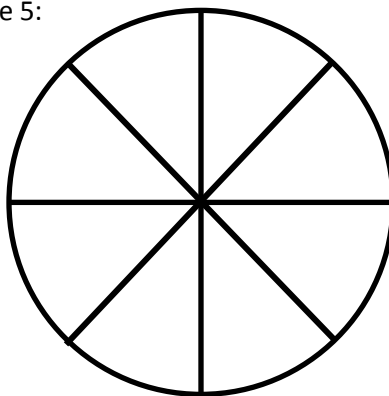


Total pieces of cake: 8

Number rolled: _____

Pieces left: _____

Cake 5:

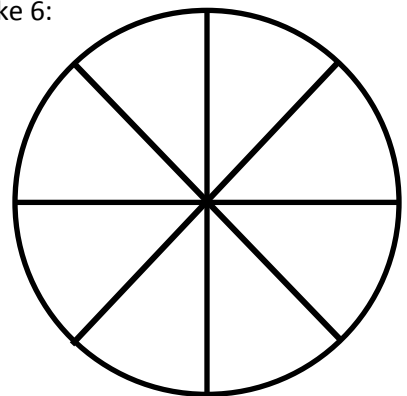


Total pieces of cake: 8

Number rolled: _____

Pieces left: _____

Cake 6:



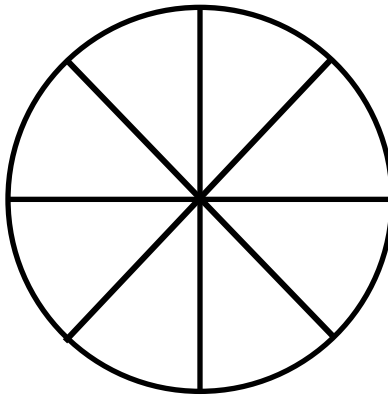
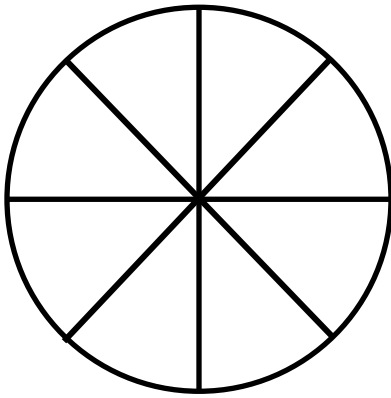
Total pieces of cake: 8

Number rolled: _____

Pieces left: _____

(You can roll 2 dice for cakes 7 and 8.)

Cake 7 (has 2 layers):

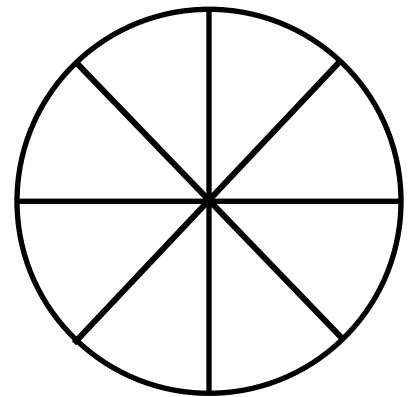
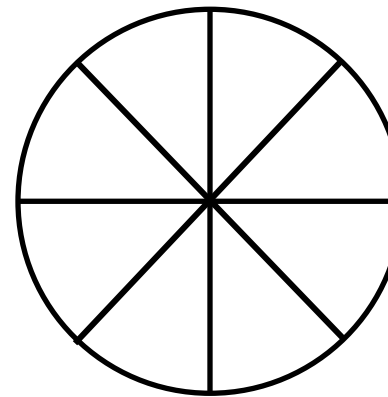
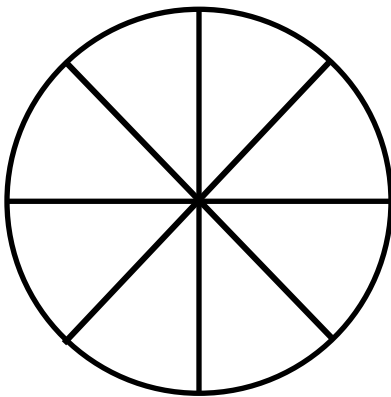


Total pieces of cake: 16

Number rolled: _____

Pieces left: _____

Cake 8 (has 3 layers):



Total pieces of cake: 24

Number rolled: _____

Pieces left: _____

Cut out these cakes to use in the activity.

